



Year 11 Activity Survey 2025

Richard Hale School

**Services for
Young People**
Hertfordshire County Council

www.servicesforyoungpeople.org

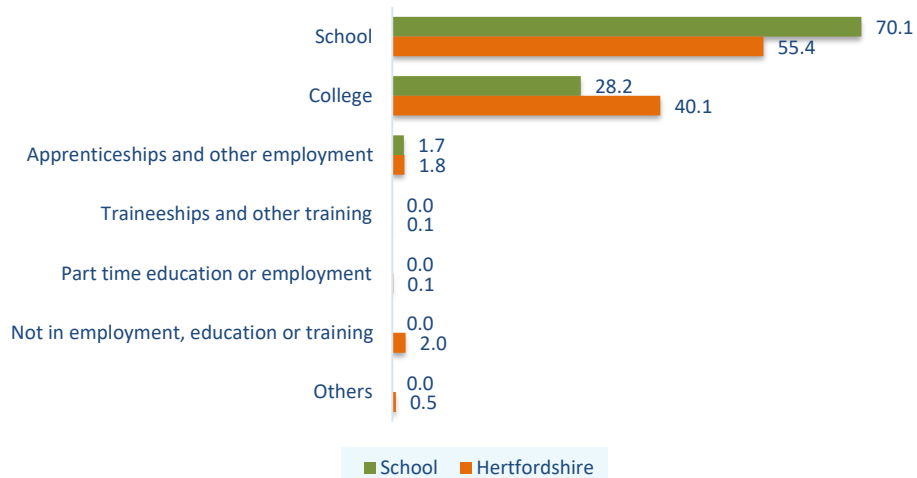
0300 123 7538

SfYP@hertfordshire.gov.uk

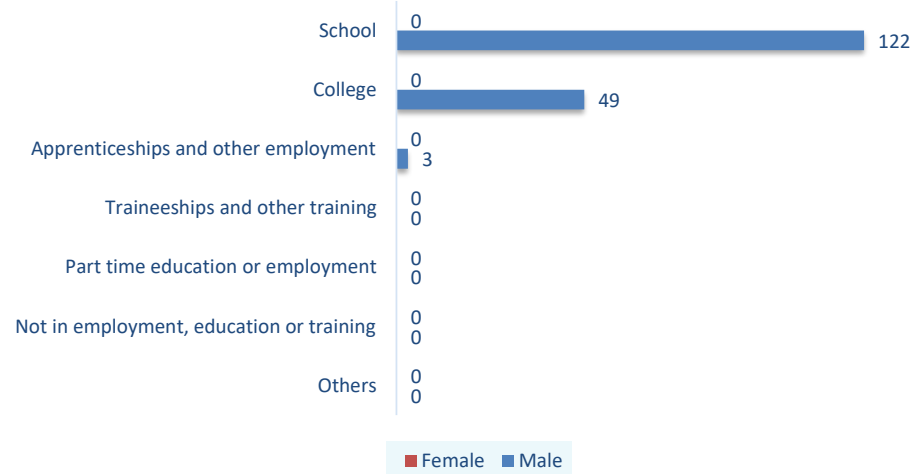
Charts showing data about the choices made by your 2025 year 11 students

Richard Hale School

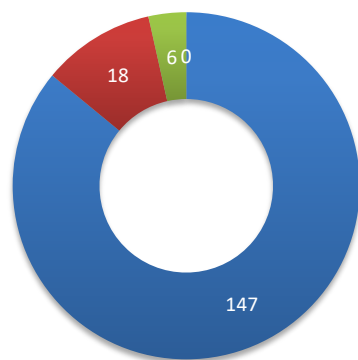
Destinations of year 11 students - Your school compared to Hertfordshire (% of cohort)



Destinations of year 11 students - Gender split* (no. of students)

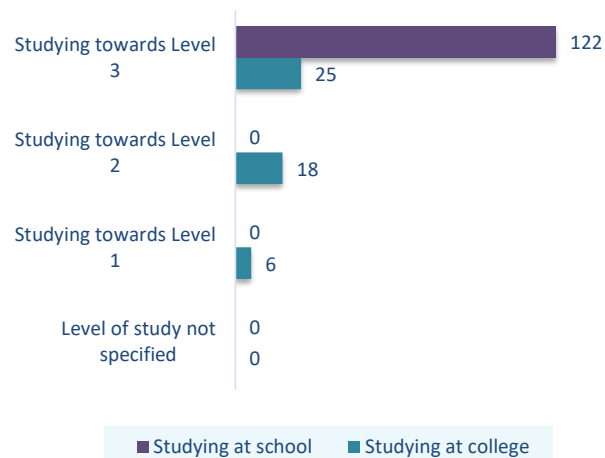


Level of study (no. of students)

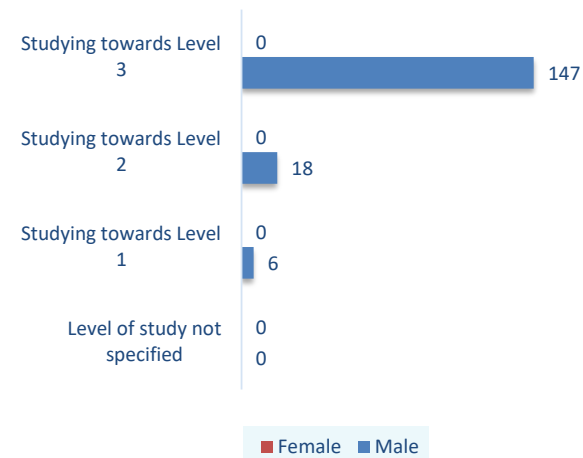


■ Studying towards Level 3
 ■ Studying towards Level 2
 ■ Studying towards Level 1
 ■ Level of study not specified

Level of study - School/college split (no. of students)



Level of study - Gender split* (no. of students)



*Gender split does not include those whose gender is unknown

Year 11 Activity Survey 2025

In Learning: 100%

Richard Hale School

	Female	Male	M/F/U TOT	LDD	%
Within FTE School leading to:	0	122	122	6	70.1
GCE AS/A2/IB course	0	122	122	6	70.1
Vocational Crse NVQ 3 or equivalent	0	0	0	0	0.0
Vocational Crse NVQ 2 or equivalent	0	0	0	0	0.0
Vocational Crse NVQ 1 or equivalent	0	0	0	0	0.0
GCSE Course	0	0	0	0	0.0
Other courses incl SEN courses	0	0	0	0	0.0
Continuation on 2 yr course	0	0	0	0	0.0
Within FTE FE College leading to:	0	49	49	6	28.2
GCE AS/A2/IB course	0	2	2	0	1.1
Vocational Crse NVQ 3 or equivalent	0	23	23	2	13.2
Vocational Crse NVQ 2 or equivalent	0	17	17	2	9.8
Vocational Crse NVQ 1 or equivalent	0	6	6	2	3.4
GCSE Course	0	1	1	0	0.6
Other courses incl SEN courses	0	0	0	0	0.0
Continuation on 2 yr course	0	0	0	0	0.0
Higher Education qualification	0	0	0	0	0.0
Gap Year Students/Travelling	0	0	0	0	0.0
Training (non-emp) TOTAL	0	0	0	0	0.0
Found Mod Apprenticeship	0	0	0	0	0.0
Other Gov Supported Training	0	0	0	0	0.0
Traineeships	0	0	0	0	0.0
Other Funded Trng eg Foundation Learning	0	0	0	0	0.0
Employment TOTAL	0	3	3	0	1.7
Advanced Modern Apprenticeship	0	2	2	0	1.1
Foundation Modern Apprenticeship	0	0	0	0	0.0
With accredited training	0	1	1	0	0.6
With structured non accredited training	0	0	0	0	0.0
No formal training	0	0	0	0	0.0
Internship/Working not for Reward	0	0	0	0	0.0
Voluntary and Part time Activities	0	0	0	0	0.0
Part Time Education	0	0	0	0	0.0
Part Time Employment	0	0	0	0	0.0
NEET TOTAL	0	0	0	0	0.0
NEET - seeking work or training	0	0	0	0	0.0
NEET - voluntary/internships/PDOs	0	0	0	0	0.0
Not Available to the labour market	0	0	0	0	0.0
Supporting family - young carers	0	0	0	0	0.0
Supporting family - teenage parents	0	0	0	0	0.0
Illness	0	0	0	0	0.0
Pregnancy	0	0	0	0	0.0
Custodial Sentence	0	0	0	0	0.0
Asylum Seekers without Citizenship	0	0	0	0	0.0
Other Reason	0	0	0	0	0.0
Others	0	0	0	0	0.0
Moved out of area	0	0	0	0	0.0
No response	0	0	0	0	0.0
Refused to Participate in Survey	0	0	0	0	0.0
Survey Total	0	174	174	12	100.0